


Andreas' superb T-Form Meccanograph. Fig. 6


## MECCANO PRINTINGS



The uniquely-beautiful and distinctive Op-Art Graphic Picture Maker's typical work. Fig. 5

The Lacegraph produces patterns of a banknote-like design. Fig. 3

## MECCANO LACEGRAPH



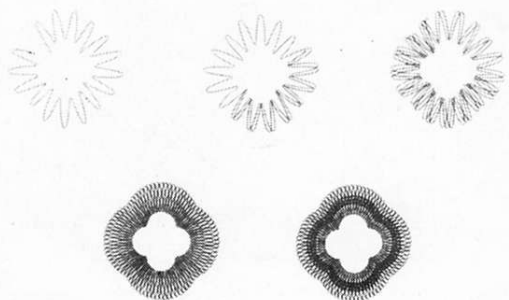
principle. Incorporating hanging mechanisms and built-in gear-changing solution, it produces hundreds of 2,3,4,7,14 and 21-way superb patterns. Yet this model can be built in just 8 hours by the average enthusiast! It assures continual amusement for it's constructor, and it is, like all designing machines, an ideal display model. My wife Clara often asks, 'When will I again build-up the T-Form Meccano-graph?' My reply is 'After my death!' 'Now I must use my time to invent new and ever better No. 10 models. Up to now I've designed and built 88 new models of this type, and I would like to soon celebrate the completion of my 100th Supermodel!


### GOLLILIP DESIGNING MACHINES NOS. 1 AND 2.

I needed to design a machine capable of drawing not only little, 'Lilliput' designs, but also big 'Goliath' 170mm patterns. The larger designs are especially attractive I feel. Uniting into one the words 'Lilliput' and 'Goliath', I came up with 'Gollilip'. It uses an 'O' letter only as it's basis, and this can be repeated 4000 times to produce a typical sample design. The No. 1 Gollilip machine shown in Fig. 8, holds the paper in the frame of a Flanged Ring, which

This illustration shows the many phases in the production of a typical Lacegraph pattern. Fig. 4

## PHASES OF A LACE-PATTERN





The larger designing table based on the 9-7/8th' diameter Flanged Ring allows this Gollilip machine to produce large or small patterns. Fig. 8

slowly turns on the rim of another Flanged Ring below.

The No. 2 Gollilip machine also holds the draftpaper in the frame of a Flanged Ring, but under it are situated 4 Large Toothed Quadrants transmitting the drive. The whole machine rests on four 1" pulleys fitted with Motor Tyres. The instrument works so precisely it is almost unbelievable. Improvements over the No. 1 Gollilip include the capability to draw patterns 1½ times more dense, much quieter operation and smoother mechanism due to the buffering action of the rubber bearings.

**MECCANO  
ELLIPT-O-GRAPH**

It was long an old dream of mine to plan and produce a machine which draws within an ellipse. At last I produced a very simple, but clever model. It compresses the ellipse-form patterns closely together, enabling the creation of other patterns in addition.

In my next instalment I shall be continuing my review of the Meccanographs I have designed, by introducing you to the Guilloche Round, Egg Garland Designer, SUPER Carpet-design Maker and the fantastic SPIRAL Guilloches series.




Demonstration of any of Andreas' Meccanographs makes an ideal exhibition display. The seemingly endless versatility of the Gollilip machine is amply proven by a close look at the types and sizes of patterns produced.

Fig. 7

The improved Gollilip No. 2 easily creates patterns like these, plus a great many more. Fig. 9

**GOLLILIP DESIGNS. II.**



Unusual ellipse-based designs from the Ellipt-o-graph. Fig. 10

