

Baby Cat

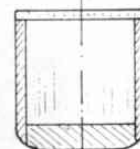
A 13" LONG CATAMARAN OF SIMPLE CONSTRUCTION. COPYRIGHT OF MECCANO MAGAZINE PLANS SERVICE, 13-35, BRIDGE STREET, HEMEL HEMPSTEAD, HERTS.

1/2" SQUARES

BULKHEADS CUT FROM 3/16" SHEET BALSA



TYPICAL HULL SECTION



TAPER MAST TOWARDS TOP

PATTERN FOR GLAZED TERYLENE SAILS

PATTERN FOR POLYTHENE SHEET SAIL

JOIN

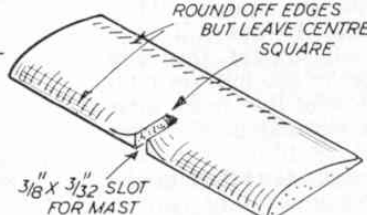
SAIL BATTENS

DECK PATTERN CUT TWO FROM 1/16" SHEET

BOTTOM PATTERN CUT TWO FROM 1/4" SHEET

CENTRE SECTION 6" X 2" X 1/4"

ROUND OFF EDGES BUT LEAVE CENTRE SQUARE



3/8" X 3/32" SLOT FOR MAST

CEMENT FIN TO SIDE

CEMENT MAST INTO SLOT IN CENTRE SECTION

SANDWICH EDGE OF SAIL IN MAST WHEN CEMENTING UP

6" X 3/8" X 3/32" SPRUCE SPREADER

CEMENT FIN TO SIDE

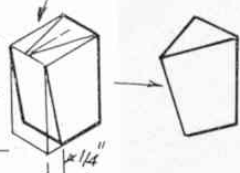
FIN 1/16" PLY CUT 2

MAST IS TWO 14 1/2" X 3/8" X 3/32" SPRUCE STRIPS CEMENTED TOGETHER

DECK PANEL OMITTED FOR CLARITY

BOW BLOCK 1" X 1" X 1/2"

STERN BLOCK 1" X 1" X 1/2"



SCREWYES

SANDWICH EDGE OF SAIL IN BOOM WHEN CEMENTING UP

BOOM IS TWO 8" X 1/4" X 1/16" SPRUCE STRIPS CEMENTED TOGETHER

SCREWYE

BOWSIE

THREAD

SCREWYE

SPREADER

DECK

CENTRE SECTION

SIDE

B1

B1

B2

B3

BOTTOM

FIN

MATERIALS LIST

- 1 sheet 36" x 3" x 1/16" balsa
- 1 half sheet 18" x 2" x 1/4" balsa
- 3/16" sheet balsa, size approx. 6" x 2"
- 1/16" ply, size 6" x 2"
- 1 length 36" x 3/8" x 3/32" spruce
- 1 length 16" x 1/4" x 1/16" spruce
- 2 pieces of balsa block 1" x 1" x 1/2"
- Sail material 13.1/2" x 8.1/2"
- 2 ft. length of thread (rigging cord)
- 4 small brass screweyes
- 1 bowsie
- Balsa cement ... pins ... sandpaper


PARTS LIST

- DECK - cut two from 1/16" sheet balsa to pattern
- BOTTOM - cut two from 1/4" sheet balsa to pattern
- SIDES - cut four pieces 13.1/2" x 1.1/2" from 1/16" sheet
- CENTRE SECTION - 6" x 2" x 1/4" sheet balsa
- BOW BLOCK - 1" x 1" x 1/2" block balsa, two required
- STERN BLOCK - 1" x 1" x 1/2" block balsa, two required
- MAST - two 14" lengths of 3/8" x 3/32" spruce strip
- BOOM - two 8" lengths of 1/4" x 1/16" spruce strip
- BULKHEADS B1, B2 and B3 - cut from 3/16" sheet balsa
- FIN - 6" x 2" x 1/16" ply, cut two
- SPREADER - 6" length of 3/8" x 3/32" spruce strip
- SAILS - cut to pattern from polythene or glazed terylene

'WOW'

the new

Triang
W.G.O. TRADE MARK



14" ELECTRIC MOTOR LAUNCH (415S)

Fitted with a powerful 3-volt electric motor running on two small torch batteries, plated deck fittings, detailed cockpit with windscreen. Precision moulded in contrasting colours.



Price 27/6

Just one of the many fine models available

MADE IN ENGLAND BY INTERNATIONAL MODEL AIRCRAFT LTD.

MORDEN ROAD, MERTON, S.W.19